

Endangered Species

6-8 Pre-Activity

Lesson Summary

Students will create field guides (books) that include information about endangered animals. The information they include will be based on what they think is important to know about endangered animals and why it is important to save those species.

Objectives

Students will be able to research endangered species and think critically about the information that they think would be important in a field guide. Students will be able to design their own field guide in a creative and engaging way that allows them to both learn about endangered species and teach others about endangered species.

Essential Question

What type of information is important when it comes to spreading awareness and sharing information about a species that is endangered.

Materials


- A notebook or loose-leaf paper
- Writing utensils
- Coloring utensils
- Stapler

Prep

1. 1 day before: Gather materials and have students begin researching endangered animals to get ideas for the information they would like to include in their field guide.

Key Terms

- **Species:** a group of living things that can mate with one another but not with those of other groups
- **Population:** a grouping of the same species
- **Habitat:** the natural environment of an animal or plant, where that living thing can find their food, water, shelter, and space
- **Resources:** materials in the environment necessary for organism health and wellbeing, such as food, water, and shelter
- **Threatened species:** species at risk of harm or endangerment
- **Endangered species:** species of plant or animal that is in danger of becoming extinct
- **Extinct:** species that are no longer existing
- **Conservation:** the study of nature and how to protect it




Background

There are many factors that could lead to an animal to becoming endangered. Habitat loss, disease, human/wildlife conflict, climate change and much more. Scientists across the world research these animals to learn about the issues they face and work together to help conserve these species. One way to help endangered species is to spread awareness about these animals and educate others about ways that people can protect them. By understanding what animals need, scientists can work with other scientists, local people and other organizations to find ways to help protect these animals from becoming extinct.

Implementation

1. Excite: Ask students to share some of their favorite animals and then talk about how many of those animals are endangered. Then have them think about what they know about those animals and how they learned that information.
2. Explore: Invite students to think about the type of information that they think would be important to include in a field guide featuring endangered species. Students can include habitat, threats they face in the wild and can include room for animal observations, as well as any pictures or drawings.
3. Ask students to share their ideas about what they think is important and what they plan to include in their field guide.
4. Explain: Remind students that there are many endangered species that could one day become extinct if we do not find ways to help them and talk about conservation work and its importance. There are researchers and conservationists that go out into the field and study animals and their behaviors, population sizes, the ecosystem and work to find solutions to help those species and advocate for changes to be made in order to protect those species from becoming extinct.
5. Review the vocabulary words above.
6. Elaborate: Have students begin researching endangered species to help them decide on what information they want to include in their field guide.
7. Then have students start creating their field guide. Create a cover and leave room for many pages so information can be added.
8. Have students explore the Missouri Department of Conservation Field Guide for inspiration and ideas, found at:
<https://mdc.mo.gov/field-guide/search?fgSpeciesType=1008>
9. Evaluate: Have students share their field guide templates to see which information they thought was important to add to their field guide and discuss the reasoning behind their choices.




Expansion

To further this lesson, have students check out the Philadelphia Zoo's website and begin researching some endangered species that are found at the Philadelphia Zoo in preparation for adding animal information to their field guide. Visit philadelphiazoo.org.

Curriculum References

3.1.7.C2, 4.5.6.D, 4.5.7.D, 4.5.8.D, 4.3.7.A, 4.3.8.A, 4.3.7.B, 4.5.6.A, 4.5.7.A, 4.5.8.A, MS-LS2-5, MS-ESS3-5-4, MS-ESS3-3, MS-ESS3-4

3400 WEST GIRARD AVENUE



By connecting people with animals,
PHILADELPHIA ZOO
creates joyful discovery and inspires
action for wildlife and habitats

philadelphiazoo.org



EXTINCT

ENDANGERED

THREATENED

Threatened Animal Photos:



Inca Tern



Andean Bear



Humboldt Penguin



Snow Leopard



Cheetah



Prehensile-tailed Skink



Maned Wolf



Dwarf Crocodile



Hippopotamus

Endangered Animal Photos:



**Black & White Ruffed
Lemur**



Reticulated Giraffe



Giant Otter



Red Panda



Golden Lion Tamarin




Galapagos Tortoise



Western Lowland Gorilla



Guam Rail



Rodrigues Fruit Bat

Extinct Animal Photos:



Dodo Bird



Tasmanian Tiger



Woolly Mammoth




Passenger Pigeon



Stegosaurus



Quetzalcoatlus



Tyrannosaurus Rex



Triceratops




Giant Ground Sloth

Name: _____

Date: _____

Think about an animal that has gone extinct. Imagine you were given the opportunity to meet this animal. What would it be like? How would you be feeling? Tell a story of this meeting below.



By connecting people with animals,
PHILADELPHIA ZOO
creates joyful discovery and inspires
action for wildlife and habitats

philadelphiazoo.org

